



KEYBOARD SHOTCUTS

Keyboard shortcuts in Lime CRM

This document lists some of the available keyboard shortcuts in Lime CRM.

General



Opens the Lime help



Save a card or post in a list (From Lime CRM 10.8 onwards)



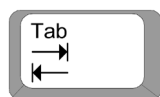
Save and close a card or post when editing



Save a card or post in a list (Lime CRM 10.7 and earlier)



Close card / Exit list editing / Clear search field in main list



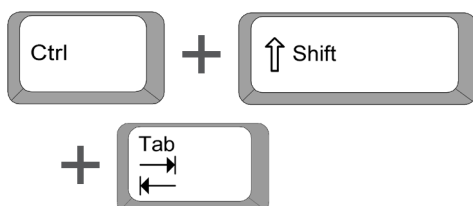
Jump to the next field (on cards and lists)



Jump to previous field (on cards and lists)



Toggle between tabs, forward (on cards and lists)



Toggle between tabs, backwards (on cards and lists)



Show info for a post (selected post in list)



Open report center



Select all rows in lists, or contents in a field



Press and hold while staring Lime CRM to always show the login screen regardless of previous setting



Go to tab where the first tab is 1 (Works only for single digits)



Toggle radio buttons

Lists



Refresh the list



Go to the first / last post



Go to the next / previous page with posts



Open selected post



Go to search field



Open selected post



Create new post



Delete selected post



Special copy



Create a copy of selected post (only one at a time)



Start list-editing of selected post



Quick search in list



Opens the first card found where the description matches entered text (useful for cards where description begins with id-number)

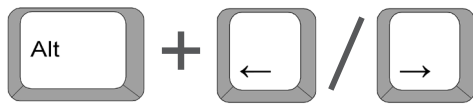


Select the rows you click on



Selects rows from selected row to chosen row

Cards



Toggle to previous / next post in list



Jump to next field (unless it is a multi-row text field or an empty relation-field)



If empty relation-field: Show drop-down with available alternatives

And do not forget...



Copy text. Also useful for copying entire lists and pasting in i.e. Excel



Paste copied text



Cut text

Any questions? Don't hesitate – contact us!
Visit our [support page](#) contact us directly at:

(+)46 46 - 270 48 00
info@lundalogik.com
www.lundalogik.com